

VEKA INT EKO





Air handling units


Centrales de traitement d'air simple flux


Lüftungsgeräte

Приточные агрегаты

-  VEKA INT EKO is high quality compact ventilation unit which ensure savings of energy and time of installing.
- Four sizes: 400, 700, 1000, 2000 m³/h with 1-3 phases electrical heaters.
 - Two models: 1000 and 2000 m³/h with water heater.
 - Integrated air damper with actuator.
 - Installed pressure switch for filter pollution.
 - Just remote controller must be selected: UNI, PRO or TPC.
 - Low height – perfect for under ceilings installation.
 - EC fan for saving energy and money.
 - Optional filters class: G3, F5 or F7.
 - Mountable with maintenance side - up and down.
 - Quiet and long-life unit.
 - Compact size, powder coated casing.
 - Electrical heater control 0-10V.
 - Integrated control system.
 - Optional cooling and CO₂ control.
 - Acoustic and thermal insulation of external walls: 30mm.

-  VEKA INT EKO ist ein hochwertiges Kompakt-Lüftungsgerät, das spart Energie und ist installationsfreundlich.
- In 4 Größen lieferbar: 400, 700, 1000 und 2000 m³/h mit ein- oder dreiphasiges Elektroheizregister.
 - In 2 Größen erhältlich: 1000 und 2000 m³/h mit Warmwasserheizregister.
 - Eingebaute Motorklappe mit Antrieb.
 - Eingebauter Druckdifferenzschalter für Filter-Überwachung.
 - Nur Fernbedienung wählen – UNI, PRO oder TPC.
 - Dank geringer Massen perfekt für Zwischendeckeneinbau.
 - Geld und Energie sparende EC Motoren.
 - Ersatzfilter mit G3, F5 oder F7 Filterklassen.
 - Montage in jeder beliebigen Position möglich.
 - Geräuscharmes und langlebendes Gerät.
 - Kompakt-Größen, pulverbeschichtet.
 - Steuerung von Elektroheizregisters 0-10 V.
 - Eingebaute Steuer-Regelung.
 - Steuerung von externen Kühler und CO₂-Fühler möglich.
 - 30 mm starke Schall- und Wärme-Isolation.

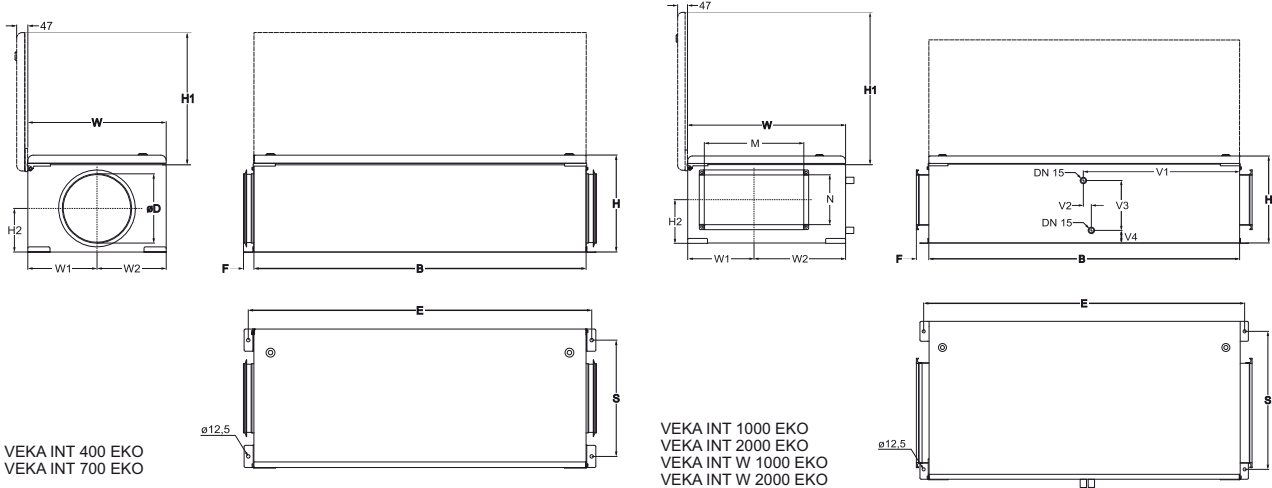
-  VEKA INT EKO est une centrale de traitement d'air simple flux de haute qualité, compact, faible consommation, installation simple et rapide.
- La gamme est composée de 4 modèles de 400, 700, 1000 et de 2000 m³/h avec batteries électriques mono, biphasée ou triphasée.
 - Modèles de 1000 et de 2000 m³/h avec batterie eau chaude.
 - Régistre intégré avec actionneur.
 - Pressostat de niveau de pollution de filtres installé.
 - Boîtier de commande à sélectionner : UNI, PRO ou TPC.
 - Faible hauteur d'installation – parfait pour installer dans les plafonds.
 - Ventilateur EC économique.
 - Filtres de classes G3, F5 ou F7 en option.
 - Installation pour maintenance du haut ou d'en bas.
 - Silencieux et de longue durée de vie.
 - De taille compacte, revêtu poudre.
 - Commande de chauffage électrique de 0 à 10V.
 - Système de contrôle intégré.
 - Refroidissement et contrôle de CO₂ en option.
 - Isolation acoustique et thermique des parois de 30 mm.

-  VEKA INT EKO - высококачественные приточные агрегаты, которые обеспечивают экономию энергии и короткое время инсталлирования.
- Агрегаты четырех размеров: 400, 700, 1000, 2000 м³/ч с 1-3 фаз электрическими нагревателями.
 - Агрегаты двух размеров: 1000 и 2000 м³/ч с водяными нагревателями.
 - Интегрированная воздушная заслонка с приводом.
 - Установлен датчик давления для фильтра загрязнения.
 - Нужно только выбрать пульт дистанционного управления: UNI, PRO или TPC.
 - Агрегат низкой высоты - идеально подходит для установки под потолками.
 - ЕС вентиляторы для экономии энергии и денег.
 - Дополнительный класс фильтров: G3, F5 или F7.
 - Монтаж со стороны обслуживания - вверх и вниз.
 - Порошковая окраска корпуса.
 - Управления электрического нагревателя от 0 до 10В.
 - Интегрированная система управления.
 - К агрегату дополнительно можно постовлять и контролировать охладитель и устройство CO₂.
 - Толщина акустической и тепловой изоляции наружных стен: 30мм.

Accessories

Remote controller	Programmable controller	Programmable controller	Pressure transmitter	CO2 transmitter	Duct humidity sensor
					
UNI	PRO	TPC	1141	RC02-F2	KFF-U
p. 154	p. 153	p. 152	p. 155	p. 156	p. 157

VEKA INT EKO



VEKA INT 400 EKO
VEKA INT 700 EKO

VEKA INT 1000 EKO
VEKA INT 2000 EKO
VEKA INT W 1000 EKO
VEKA INT W 2000 EKO

Type	Dimensions [mm]																
	W	W1	W2	B	H	H1	H2	E	S	M	N	V1	V2	V3	V4	F	øD
VEKA INT 400 EKO	450	225	225	1130	325	427	157	1171	370	-	-	-	-	-	-	30	200
VEKA INT 700 EKO	500	250	250	1200	350	477	157	1241	420	-	-	-	-	-	-	40	250
VEKA INT 1000 EKO	635	267	368	1250	350	612	174	1291	555	400	200	-	-	-	-	50	-
VEKA INT 2000 EKO	750	316	434	1550	460	727	249	1591	670	500	250	-	-	-	-	50	-
VEKA INT W 1000 EKO	635	267	368	1250	350	612	174	1291	555	400	200	618	43	190	71	50	-
VEKA INT W 2000 EKO	750	316	434	1550	460	727	249	1591	670	500	250	740	42	297	73	50	-

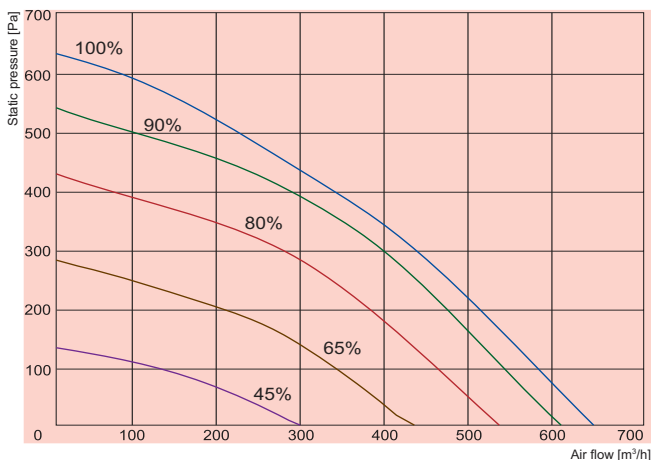
Type	Accessories								
	UNI PRO TPC	1141 RC02-F2 KFF-U	SKS	AKS AP	SSB Heating	RMG 80/60°C	RMG 60/40°C	VVP/VXP 80/60°C	VVP/VXP 60/40°C
VEKA INT400/1,2-L1 EKO	+	+	-	200	-	-	-	-	-
VEKA INT 400/2,0-L1 EKO	+	+	-	200	-	-	-	-	-
VEKA INT 400/5,0-L1 EKO	+	+	-	200	-	-	-	-	-
VEKA INT 700/2,4-L1 EKO	+	+	-	250	-	-	-	-	-
VEKA INT 700/5,0-L1 EKO	+	+	-	250	-	-	-	-	-
VEKA INT 700/9,0-L1 EKO	+	+	-	250	-	-	-	-	-
VEKA INT 1000/2,4-L1 EKO	+	+	400x200	-	-	-	-	-	-
VEKA INT 1000/5,0-L1 EKO	+	+	400x200	-	-	-	-	-	-
VEKA INT 1000/9,0-L1 EKO	+	+	400x200	-	-	-	-	-	-
VEKA INT 1000/12,0-L1 EKO	+	+	400x200	-	-	-	-	-	-
VEKA INT 2000/6,0-L1 EKO	+	+	500x250	-	-	-	-	-	-
VEKA INT 2000/15,0-L1 EKO	+	+	500x250	-	-	-	-	-	-
VEKA INT 2000/21,0-L1 EKO	+	+	500x250	-	-	-	-	-	-
VEKA INT W 1000/14,4-L1 EKO	+	+	400x200	-	61	3-1,6-4	3-1,0-4	45.10-1,6	45.10-1,0
VEKA INT W 2000/26,9-L1 EKO	+	+	500x250	-	61	3-2,5-4	3-2,5-4	45.10-2,5	45.10-2,5

SSB 61-control signal 0...10V DC

Accessories

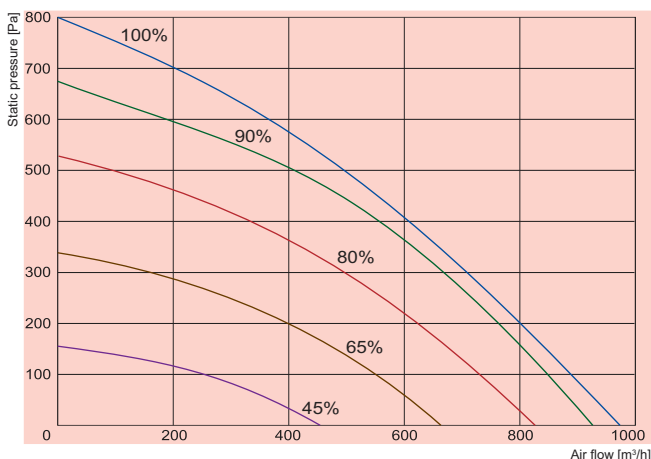
Rectangular duct silencer  SKS p. 201	Circular duct silencer  AKS p. 198	Mounting clamp  AP p. 197	Thermic water valve actuator  SSB p. 158	Mixing point  RMG p. 159	2 and 3 - way valves  VVP/VXP p. 160
--	---	--	---	--	---

VEKA INT EKO



- ① VEKA INT400/1,2-L1 EKO
- ① VEKA INT 400/2,0-L1 EKO
- ① VEKA INT 400/5,0-L1 EKO

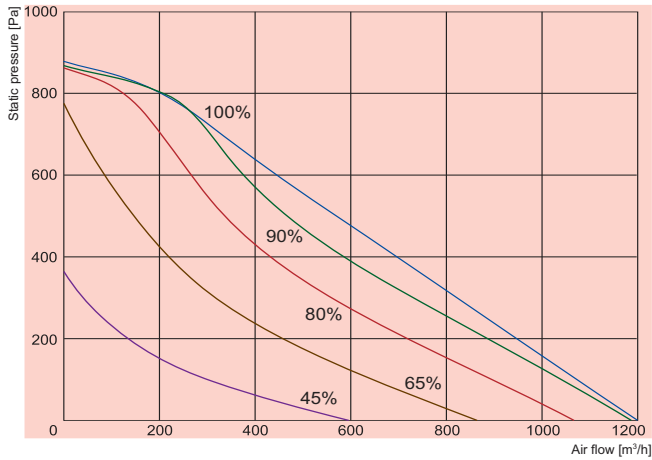
		400/1,2-L1 EKO	400/2,0-L1 EKO	400/5,0-L1 EKO
Heater	-phase/voltage [50Hz/VAC]	~1, 230	~1, 230	~2, 400
	-power consumption [kW]	1,2	2,0	5,0
Fan	-phase/voltage [50Hz/VAC]	~1, 230	~1, 230	~1, 230
	-current [KW/A]	0,129/1,09	0,129/1,09	0,129/1,09
	-speed [min ⁻¹]	3490	3490	3490
	-protection class	IP-44	IP-44	IP-44
	-power consumption [kW/A]	1,329/5,78	2,129/9,26	5,129/13,59
Automatic control integrated		+	+	+
Filter class		F5	F5	F5
Insulation of walls [mm]		30	30	30
Weight [kg]		37,0	37,0	37,0



- ① VEKA INT 700/2,4-L1 EKO
- ① VEKA INT 700/5,0-L1 EKO
- ① VEKA INT 700/9,0-L1 EKO

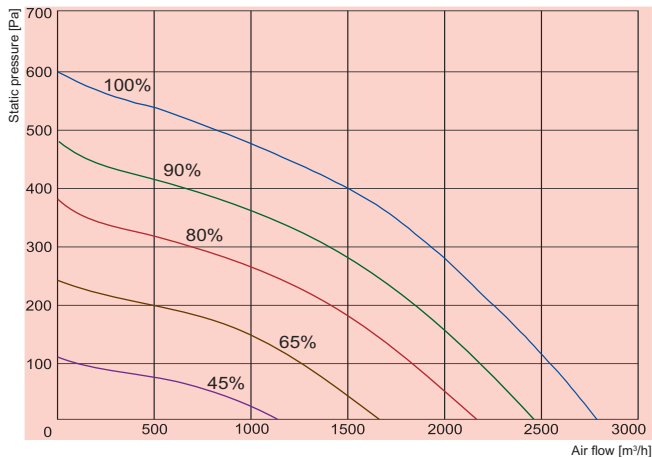
		700/2,4-L1 EKO	700/5,0-L1 EKO	700/9,0-L1 EKO
Heater	-phase/voltage [50Hz/VAC]	~1, 230	~2, 400	~3, 400
	-power consumption [kW]	2,4	5,0	9,0
Fan	-phase/voltage [50Hz/VAC]	~1, 230	~1, 230	~1, 230
	-current [KW/A]	0,2/1,57	0,2/1,57	0,2/1,57
	-speed [min ⁻¹]	3380	3380	3380
	-protection class	IP-44	IP-44	IP-44
	-power consumption [kW/A]	2,6/12,0	5,2/14,07	9,2/14,56
Automatic control integrated		+	+	+
Filter class		F5	F5	F5
Insulation of walls [mm]		30	30	30
Weight [kg]		45,0	45,0	45,0

VEKA INT EKO



- ① VEKA INT 1000/2,4-L1 EKO
- ① VEKA INT 1000/5,0-L1 EKO
- ① VEKA INT 1000/9,0-L1 EKO
- ① VEKA INT 1000/12,0-L1 EKO

		1000/2,4-L1 EKO	1000/5,0-L1 EKO	1000/9,0-L1 EKO	1000/12,0-L1 EKO
Heater	-phase/voltage [50Hz/VAC]	~1, 230	~2, 400	~3, 400	~3, 400
	-power consumption [kW]	2,4	5,0	9,0	12,0
Fan	-phase/voltage [50Hz/VAC]	~1, 230	~1, 230	~1, 230	~1, 230
	-current [KW/A]	0,235/1,7	0,235/1,7	0,235/1,7	0,235/1,7
	-speed [min ⁻¹]	3220	3220	3220	3220
	-protection class	IP-44	IP-44	IP-44	IP-44
	-power consumption [kW/A]	2,61/12,13	5,21/14,2	9,21/14,69	12,21/19,02
Automatic control integrated		+	+	+	+
Filter class		F5	F5	F5	F5
Insulation of walls	[mm]	30	30	30	30
Weight	[kg]	59,0	59,0	59,0	59,0



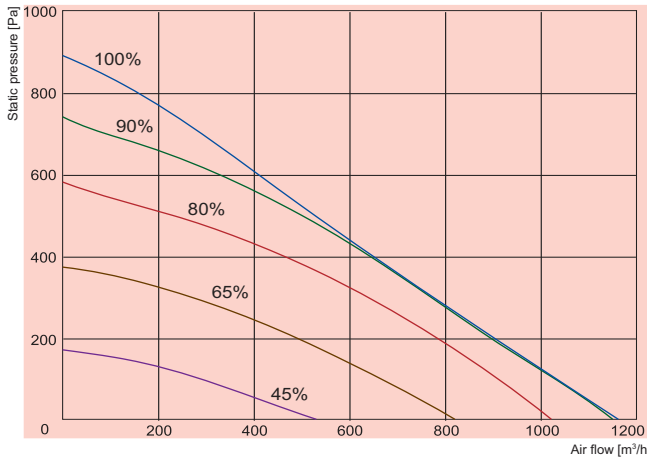
- ① VEKA INT 2000/6,0-L1 EKO
- ① VEKA INT 2000/15,0-L1 EKO
- ① VEKA INT 2000/21,0-L1 EKO

		2000/6,0-L1 EKO	2000/15,0-L1 EKO	2000/21,0-L1 EKO
Heater	-phase/voltage [50Hz/VAC]	~2, 400	~3, 400	~3, 400
	-power consumption [kW]	6,0	15,0	21,0(12+9)
Fan	-phase/voltage [50Hz/VAC]	~1, 230	~1, 230	~1, 230
	-current [KW/A]	0,438/1,97	0,446/2,05	0,446/2,05
	-speed [min ⁻¹]	2010	2010	2010
	-protection class	IP-44	IP-44	IP-44
	-power consumption [kW/A]	6,44/16,1	15,45/23,70	21,45/32,36
Automatic control integrated		+	+	+
Filter class		F5	F5	F5
Insulation of walls	[mm]	30	30	30
Weight	[kg]	88,0	88,0	88,0

SALDA

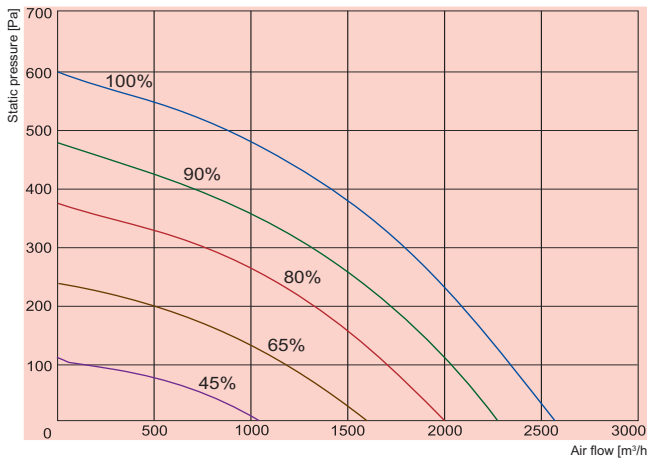
AIR HANDLING UNITS

VEKA INT EKO



① VEKA INT W 1000/14,4-L1 EKO

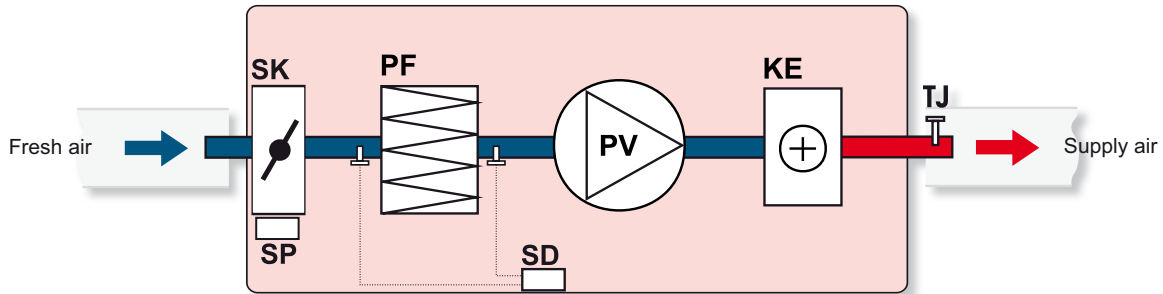
			W-1000/14,4-L1 EKO
Water heater	-power	[kW]	14,4
	-water temp. T_{in}/T_{out}	[°C]	+80/+60
	-water flow rate	[l/s]	0,18
	-water pressure drop	[kPa]	4
	-kvs value	[m³/h]	3,26
Fan	-phase/voltage	[50Hz/VAC]	~1, 230
	-current	[kW/A]	0,232/1,77
	-speed	[min ⁻¹]	3220
	-power consumption	[kW/A]	0,232/1,77
	-motor protection class		IP-44
Automatic control integrated			+
Filter class			F5
Insulation of wall			[mm] 30
Weight			[kg] 59,0



① VEKA INT W 2000/26,9-L1 EKO

			W-2000/26,9-L1 EKO
Water heater	-power	[kW]	26,9
	-water temp. T_{in}/T_{out}	[°C]	+80/+60
	-water flow rate	[l/s]	0,33
	-water pressure drop	[kPa]	18,1
	-kvs value	[m³/h]	2,81
Fan	-phase/voltage	[50Hz/VAC]	~1, 230
	-current	[kW/A]	0,481/2,18
	-speed	[min ⁻¹]	2010
	-power consumption	[kW/A]	0,481/2,18
	-motor protection class		IP-44
Automatic control integrated			+
Filter class			F5
Insulation of wall			[mm] 30
Weight			[kg] 88,0

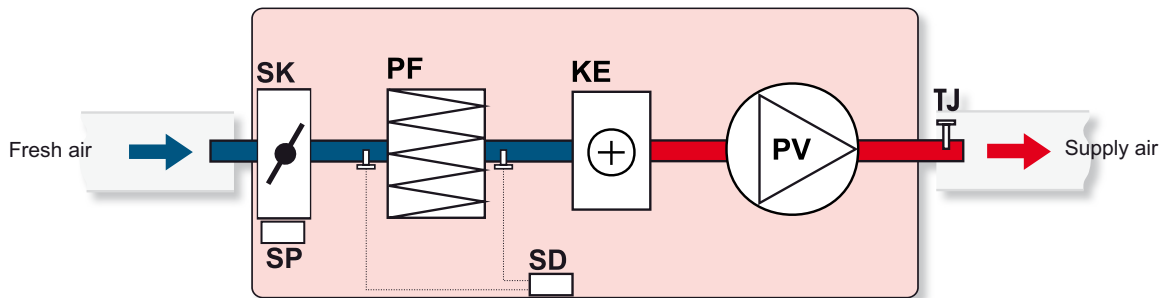
VEKA INT 400 EKO; 700 EKO versions with electrical heater (view from inspection side)



- PV - supply air fan
- PF - filter for supply air
- KE - electrical heater
- SK - air damper

- SP - actuator
- SD - differential pressure switch
- TJ - air temperature sensor

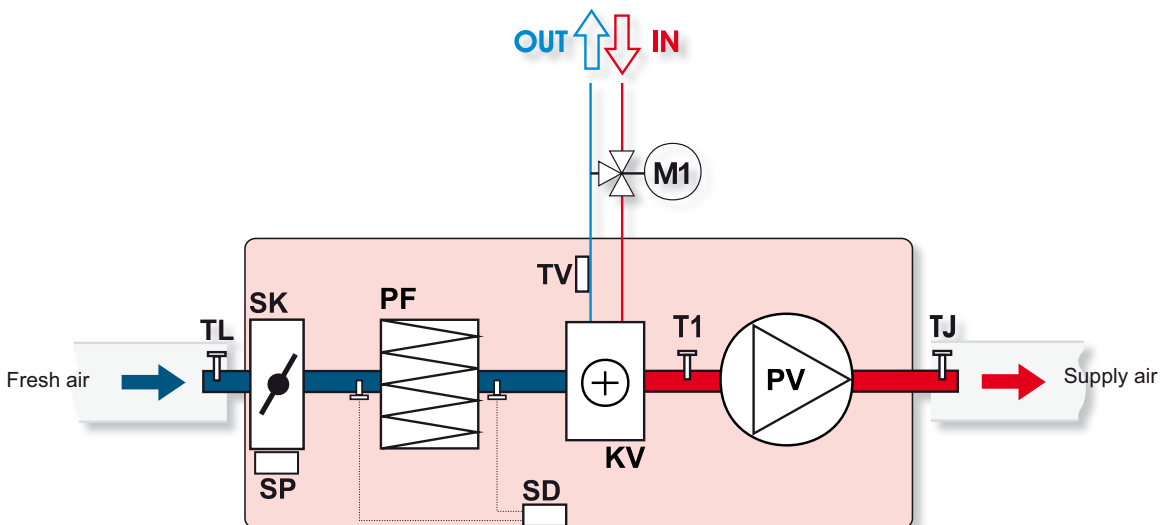
VEKA INT 1000 EKO; 2000 EKO versions with electrical heater (view from inspection side)



- PV - supply air fan
- PF - filter for supply air
- KE - electrical heater
- SK - air damper

- SP - actuator
- SD - differential pressure switch
- TJ - air temperature sensor

VEKA INT W 1000 EKO; W 2000 EKO versions with water heater (view from inspection side)



- PV - supply air fan
- PF - filter for supply air
- KV - water heater
- SK - air damper
- SP - actuator
- SD - differential pressure switch

- TJ - temperature sensor for supply air
- TL - temperature sensor for fresh air
- T1 - antifrost thermostat
- TV - temperature sensor
- M1 - optionally supplied mixing valve and motor